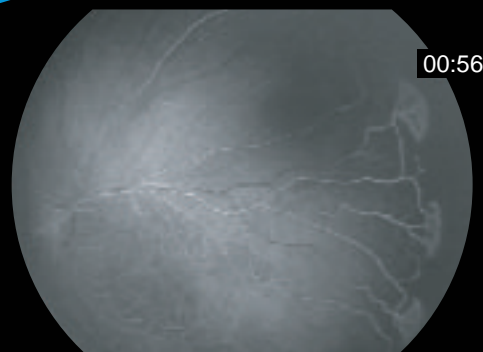
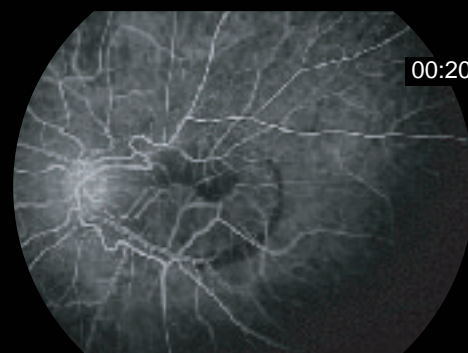
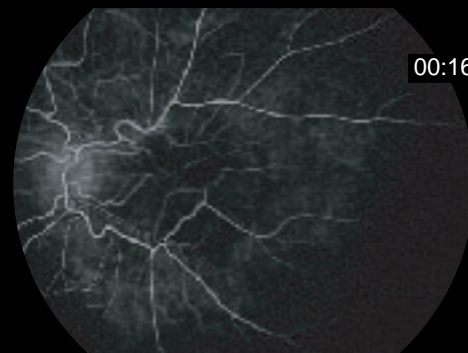


# RetCam II

## Fluorescein Angiography



ROP - FA\*



## Fluorescein Angiography

Whether working with Retinoblastoma, for other patient findings, or doing research for ROP, the FA can add extreme value to your RetCam II system. The light box (FA source), barrier filter and operating software for sequence timing are sold together as the FA option.

Images courtesy of:  
Wai Ching Lam, M.D., Leslie MacKeen, BSc, OA, CRA, Department of Ophthalmology and Vision Sciences, The Hospital for Sick Children, Toronto, Canada  
Professor Michael O'Keefe\*, Children's University Hospital, Dublin, Ireland



5775 West Las Positas Boulevard  
Pleasanton, CA 94588-4084  
(925) 463-7984 main (925) 251-0078 fax  
[www.retcam.com](http://www.retcam.com)